


MCTRL660 PRO

Independent Controller



Specifications

Product Version: V1.0.0

Document Number: NS110100403

Copyright © 2018 Xi'an NovaStar Tech Co., Ltd. All Rights Reserved.

No part of this document may be copied, reproduced, extracted or transmitted in any form or by any means without the prior written consent of Xi'an NovaStar Tech Co., Ltd.

Trademark

 is a trademark of Xi'an NovaStar Tech Co., Ltd.

Statement

You are welcome to use the product of Xi'an NovaStar Tech Co., Ltd. (hereinafter referred to as NovaStar). This document is intended to help you understand and use the product. For accuracy and reliability, NovaStar may make improvements and/or changes to this document at any time and without notice. If you experience any problems in use or have any suggestions, please contact us via contact info given in document. We will do our best to solve any issues, as well as evaluate and implement any suggestions.

Change History

Version	Release Date	Description
V1.0.0	2018-09-26	First release.

Contents

Change History	ii
1 Overview	1
2 Video Source Features	2
3 Appearance	3
3.1 Front Panel	3
3.2 Rear Panel	3
4 Dimensions	5
5 Specifications	6

1 Overview

The MCTRL660 PRO is a professional controller developed by NovaStar. A single MCTRL660 PRO has a loading capacity of up to 1920×1200@60Hz. It allows users to customize resolutions to configure ultra-large screens with ultra-width or ultra-height.

The MCTRL660 PRO has various video connectors:

- Input connectors: 1 × 3G-SDI, 1 × HDMI 1.4a, 1 × single-link DVI.
- Output connectors: 6 × Gigabit Ethernet port, 2 × 10G optical port.
- Loop output connectors: 1 × 3G-SDI LOOP, 1 × HDMI LOOP, 1 × DVI LOOP.

The MCTRL660 PRO has many industry-leading advanced technologies:

- Input of ultra-high color depths, such as 10-bit/12-bit 4:4:4, with input resolutions up to 1920×1080@60Hz, increasing color expression capabilities by 4096 times compared to 8-bit inputs, and presenting images with rich and delicate colors, smoother transitions, as well as clearer details.
- Independent Gamma adjustment of RGB, effectively controlling image non-uniformity under low grayscale and white balance offset to improve image quality
- A low latency of less than 1 frame (≤ 10 lines)
- Dual working modes: working as sending card and fiber converter
- One-click backup and recovery, quickly recovering previous screen configurations to deal with sudden on-site failure.
- Image flipping, making stage effect more cool and dazzling
- Auto LED screen configuration
- Web control
- Pixel level brightness and chroma calibration
- Monitoring of inputs
- Multiple MCTRL660 PRO units can be cascaded.

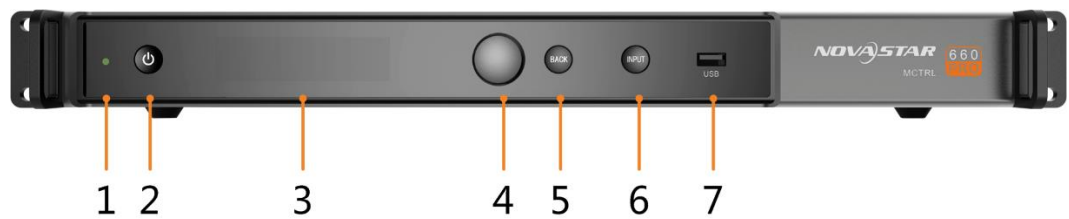
The MCTRL660 PRO is mainly used for the rental and fixed fields, such as concerts, live events, security monitoring centers, Olympic Games and various sports centers.

2 Video Source Features

Input Connector	Features		
	Color Depth	Sampling Format	Resolution
HDMI 1.4a	8-bit	RGB 4:4:4 YCbCr 4:4:4	Maximum input resolution supported by standard program: 1920×1200@60Hz.
	10-bit/12-bit	YCbCr 4:2:2 YCbCr 4:2:0	<ul style="list-style-type: none"> • Maximum input resolution supported by standard program: 1920×960@60Hz. • Maximum input resolution supported by customized sending card and receiving card programs: 1920×1080@60Hz. Note: Customized program supports only A8s receiving card.
Single-link DVI	8-bit		Maximum input resolution supported by standard program: 1920×1200@60Hz.
	10-bit/12-bit		<ul style="list-style-type: none"> • Maximum input resolution supported by standard program: 1920×960@60Hz. • Maximum input resolution supported by customized sending card and receiving card programs: 1920×1080@60Hz. Note: Customized program supports only A8s receiving card.
3G-SDI	Supported input resolutions: 1920×1080@60Hz, 1280×720@60Hz. Note: Do not support setting the resolutions for 3G-SDI input sources.		

3 Appearance

3.1 Front Panel



No.	Description
1	Operating indicator
2	Standby button
3	OLED operation screen
4	Function knob
5	BACK button: Press to go back to parent menu.
6	INPUT button: Press to choose a video source.
7	USB port: Used to update firmware

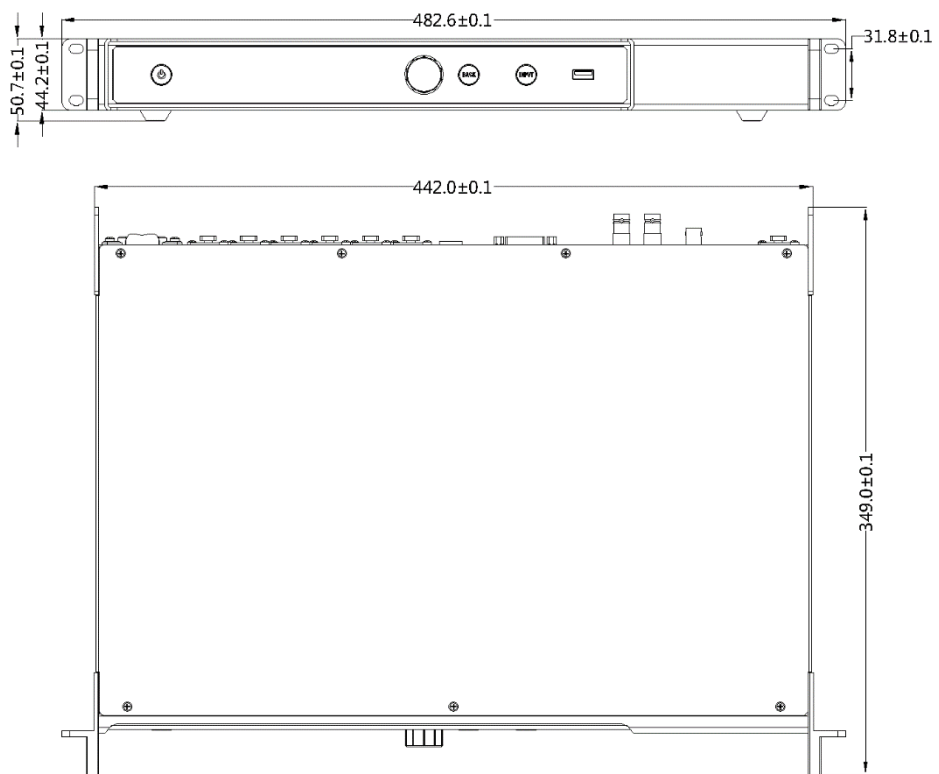
3.2 Rear Panel



Connector Type	Connector Quantity	Connector Name
Input	1	DVI IN
	1	HDMI IN
	1	3G-SDI IN

Output	6	RJ45 (Gigabit Ethernet ports)
	2	OPT1/OPT2 (10G optical ports)
	1	DVI LOOP
	1	HDMI LOOP
	1	3G-SDI LOOP
MONITOR	1	HDMI (Output)
Control	1	GENLOCK IN
	1	GENLOCK LOOP
	1	ETHERNET (Fast Ethernet port)
	1	USB IN
	1	USB OUT
Power	1	100 V–240 V AC

4 Dimensions



Unit: mm

5 Specifications

Connector Type	Connector Name	Description
Input	DVI IN	<ul style="list-style-type: none"> • Single-link DVI connector • Custom resolutions supported: <ul style="list-style-type: none"> Maximum horizontal resolution: 3840x600@60Hz Maximum vertical resolution: 600x3840@60Hz • Supported standard resolutions: <ul style="list-style-type: none"> 1024x768@(24/30/48/50/60/72/75/85/100/120)Hz 1280x1024@(24/30/48/50/60/72/75/85)Hz 1366x768@(24/30/48/50/60/72/75/85/100)Hz 1440x900@(24/30/48/50/60/72/75/85)Hz 1600x1200@(24/30/48/50/60)Hz 1920x1080@(24/30/48/50/60)Hz 1920x1200@(24/30/48/50/60)Hz 2560x960@(24/30/48/50)Hz 2560x1600@(24/30)Hz
	HDMI IN	<ul style="list-style-type: none"> • HDMI 1.4a compliant • HDCP 1.4 compliant • Custom resolutions supported: <ul style="list-style-type: none"> Maximum horizontal resolution: 3840x600@60Hz Maximum vertical resolution: 600x3840@60Hz • Supported standard resolutions: <ul style="list-style-type: none"> 1024x768@(24/30/48/50/60/72/75/85/100/120)Hz 1280x1024@(24/30/48/50/60/72/75/85)Hz 1366x768@(24/30/48/50/60/72/75/85/100)Hz 1440x900@(24/30/48/50/60/72/75/85)Hz 1600x1200@(24/30/48/50/60)Hz 1920x1080@(24/30/48/50/60)Hz 1920x1200@(24/30/48/50/60)Hz

		2560×960@(24/30/48/50)Hz 2560×1600@(24/30)Hz
	3G-SDI IN	<ul style="list-style-type: none"> • SMPTE ST 425-1 Level A & B, SMPTE ST 274, ST 296, ST 295 compliant • Maximum supported input resolution: 1920×1080@60Hz <p>Note: 3G-SDI input sources do not support input resolution settings.</p>
Output	RJ45 × 6	<ul style="list-style-type: none"> • 6 Gigabit Ethernet ports • Maximum loading capacity of a single output: 650 000 pixels • Support redundancy between Ethernet ports.
	OPT1 OPT2	<ul style="list-style-type: none"> • 10G optical ports <ul style="list-style-type: none"> – Single-mode twin-core fiber: Support LC optical connectors; wavelength: 1310 nm; transmission distance: 10 km; OS1/OS2 recommended. – Dual-mode twin-core fiber: Support LC optical connectors; wavelength: 850 nm; transmission distance: 300 m; OM3/OM4 recommended. • The maximum loading capacity of a single optical port equals to that of all the 6 Ethernet ports. • 2 OPT inputs/outputs <ul style="list-style-type: none"> – The OPT1 works as the primary input or output port, and the 6 Gigabit Ethernet ports work as the corresponding output or input ports. – The OPT2 works as the backup input or output port of OPT1. • In the sending card mode, both OPT ports and 6 Gigabit Ethernet ports can work as output ports to output the same image. • In the fiber converter mode, when the OPT ports work as the input ports, the 6 Gigabit Ethernet ports work as output ports. Or, when the 6 Gigabit Ethernet ports work as input ports, the OPT ports work as output ports.
	DVI LOOP	DVI loop output
	HDMI LOOP	HDMI loop output
	3G-SDI LOOP	SDI loop output
MONITOR	HDMI	<p>Connect to a monitor to monitor the inputs. The monitor output resolution is 1920×1080@60Hz.</p> <p>If the input resolution exceeds the monitor resolution, the input will be automatically scaled in proportion and then displayed on the monitor starting from its top left.</p>
Control	GENLOCK IN	<p>GENLOCK input connector</p> <ul style="list-style-type: none"> • Genlock type: Blackburst • Input Genlock sync signal to ensure synchronization and same refresh rate between the output signals of cascaded MCTRL660 PRO units and the external Genlock input signal.

	GENLOCK LOOP	Genlock loop output connector. Up to 8 MCTRL660 PRO units can be cascaded.
	ETHERNET	Fast Ethernet port, which connects to PC and supports TCP/IP
	USB IN	Input port for cascading devices, or connecting to PC
	USB OUT	Output port for cascading devices. Up to 8 MCTRL660 PRO units can be cascaded.
Power	100 V –240 V AC	

Input voltage	100 V–240 V AC
Rated power consumption	20.0 W
Operating temperature	-20°C–60°C
Operating humidity	0% RH–90% RH, non-condensing
Dimensions	482.6 mm × 349.0 mm × 50.7 mm
Net weight	4.6 kg
Space requirement	1U
Packing	<p>Carrying case: 550 mm × 440 mm × 175 mm, white cardboard box</p> <p>Packing box: 530 mm × 140 mm × 410 mm, craft paper box</p> <p>Accessory box: white cardboard box</p> <p>1 × MCTRL660 PRO unit</p> <p>1 × Ethernet cable (1.5 m)</p> <p>1 × DVI cable (1.5 m, double magnetic ring design, EMC)</p> <p>1 × USB cable (1.5 m)</p> <p>1 × HDMI cable (1.5 m)</p> <p>1 × Power cord</p>